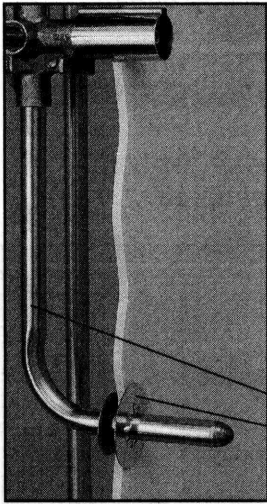




ROUGH-IN ready™ Preformed Copper Tube

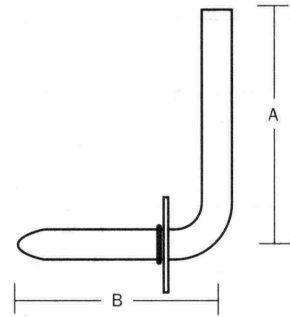
POP STOP™

Preformed Tub Elbow Fitting



Pop Stop, when used with Copper Star (#612 -2) will sandwich wall board for solid installations.

- Designed for fiberglass tub/shower units, but perfect for installations through wall board.
- Full-flow capacity I.D. and longer bend radius prevent "water stacking."
- Male sweat or MIP connection.



Item No.	Nom. Tube Size	Type	Dimensions			Box Qty.	List Price Each
			A	B	Radius		
MALE SWEAT CONNECTION							
612-57	1/2"	L	5"	7"	1-1/4"	25	2.70
612-87	1/2"	L	8"	7"	1-1/4"	25	3.15
MIP CONNECTION							
612-557	1/2"	L	5"	7"	1-1/4"	25	4.25

PREFORMED COPPER - SWEAT

ROUGH-IN ready™ Preformed Copper Tube

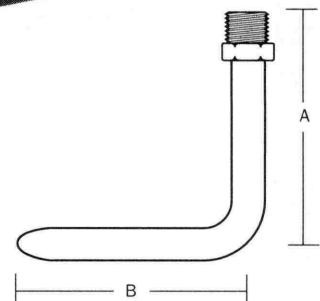
TUB SPOUT ELL

Preformed Tub Elbow Fitting

- For easy connection to IPS threaded tub valves.
- Swivel connection allows for installation even after stall unit is set in place. No soldering!
- Full-flow capacity I.D. and longer bend radius prevent "water stacking."



Swivel Fitting



Item No.	Nom. Tube Size	Type	Dimensions			Box Qty.	List Price Each
			A	B	Radius		
SWIVEL MIP CONNECTION							
613-57X	1/2"	L	5"	7"	1-1/4"	50	5.55
613-87X	1/2"	L	8"	7"	1-1/4"	50	6.00
FIXED MIP CONNECTION							
613-57M	1/2"	L	5"	7"	1-1/4"	50	3.65